

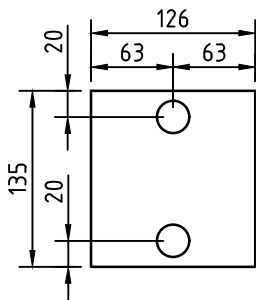
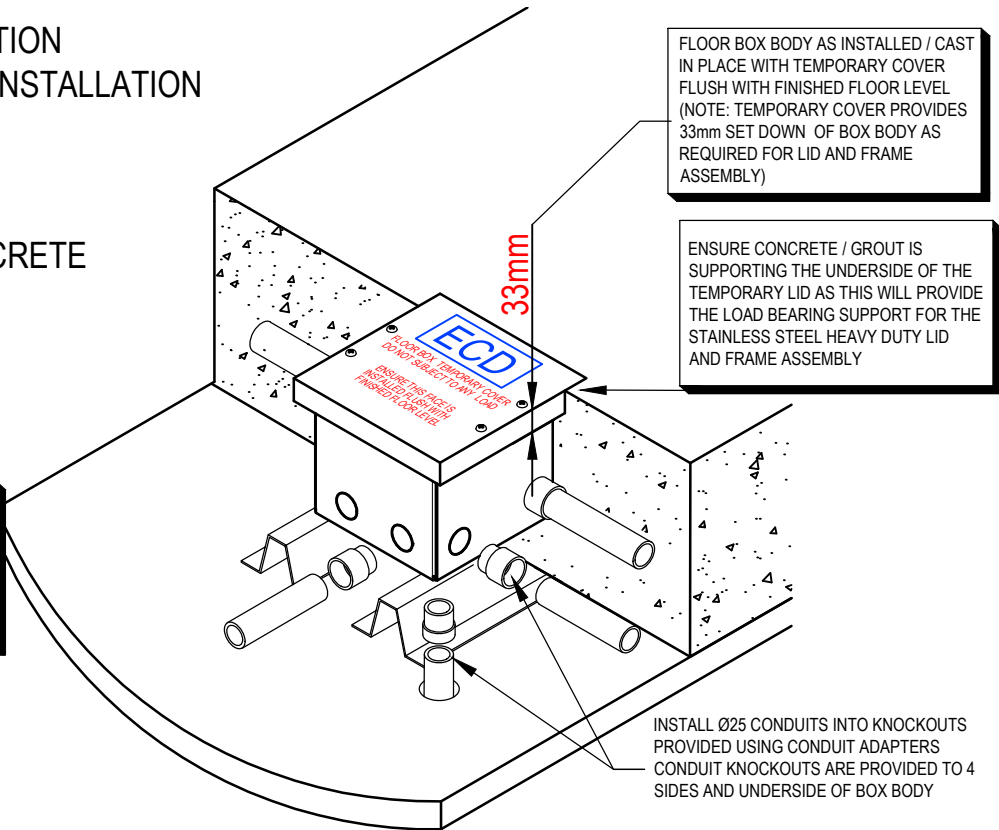
# FB1SDRHD FIT OFF GUIDE

## STAGE 1 INSTALLATION FLOOR BOX BODY INSTALLATION

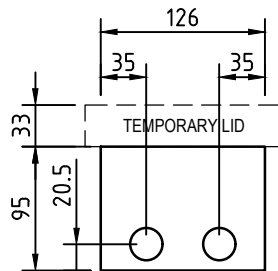
### FLOOR BOX CAST IN-SITU CONCRETE

FIX BOX BODY TO SUITABLE BRACKETS OR SUPPORT STRUCTURE

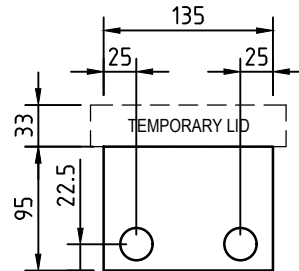
FIXING OF BOX BODY AND BRACKETS BY OTHERS AS REQUIRED TO SUIT SITE CONDITIONS



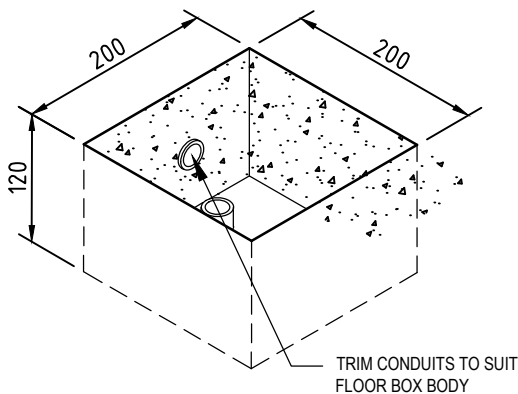
CONDUIT LOCATION  
BOX BASE



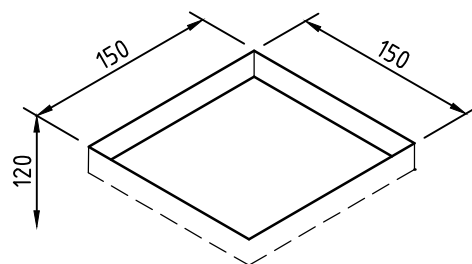
CONDUIT LOCATION  
HINGE & EXIT SIDES



CONDUIT LOCATION  
OUTLET SIDES



CONCRETE BLOCK OUT



TIMBER FLOOR CUT-OUT



**Electric Cable Duct Systems Pty. Ltd.**

Ph: 1300 123 ECD (323) Fax: (03) 9899 5042

Email: [info@ecd.net.au](mailto:info@ecd.net.au)

[www.ecd.net.au](http://www.ecd.net.au)

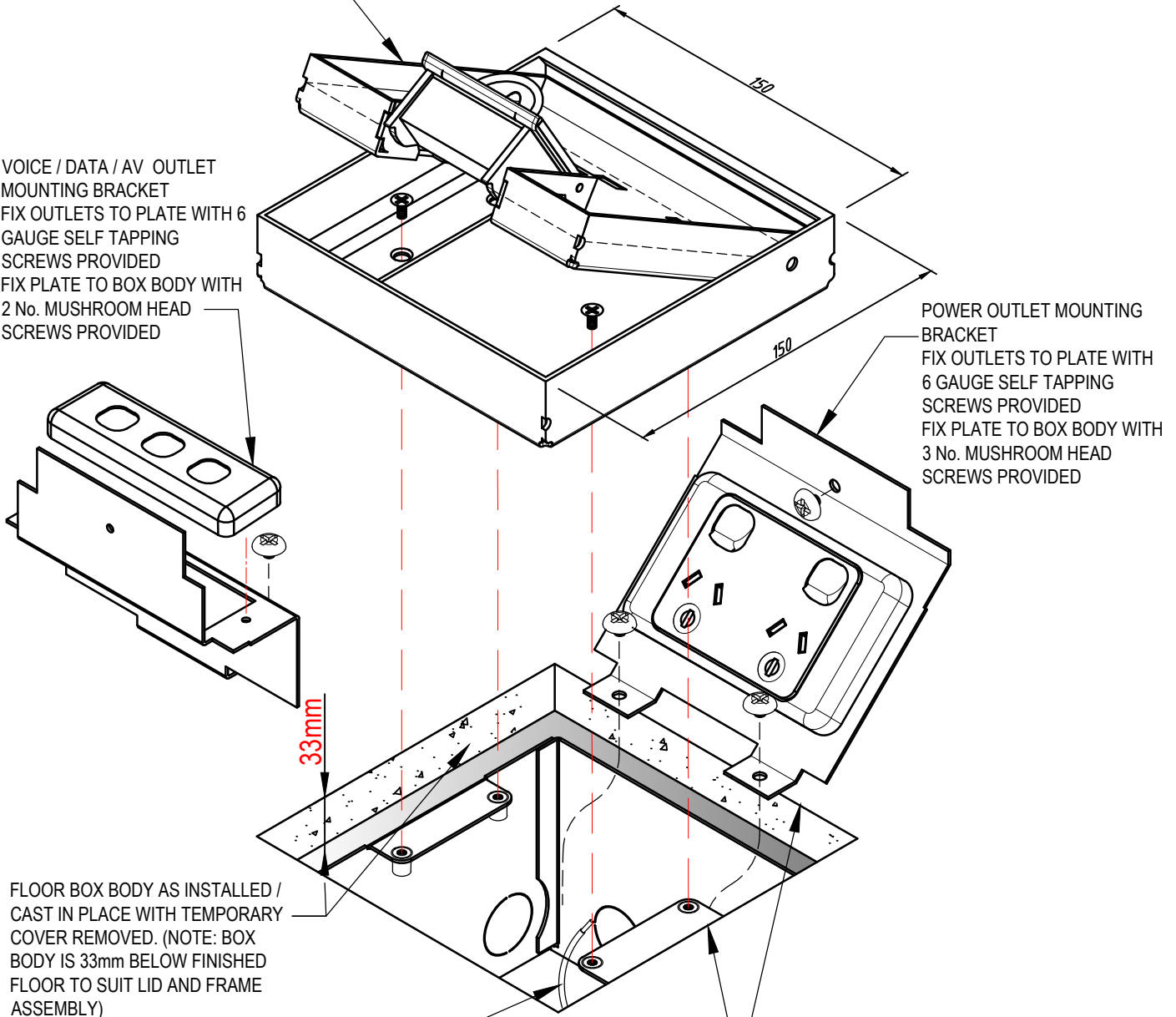
ABN 80005544105

## STAGE 2 INSTALLATION FINAL FIT OFF OF FLOOR BOX

LID AND FRAME ASSEMBLY  
FIX TO FLOOR BOX WITH  
4 No. M4 X 20 CSK SCREWS SUPPLIED

VOICE / DATA / AV OUTLET  
MOUNTING BRACKET  
FIX OUTLETS TO PLATE WITH 6  
GAUGE SELF TAPPING  
SCREWS PROVIDED  
FIX PLATE TO BOX BODY WITH  
2 No. MUSHROOM HEAD  
SCREWS PROVIDED

POWER OUTLET MOUNTING  
BRACKET  
FIX OUTLETS TO PLATE WITH  
6 GAUGE SELF TAPPING  
SCREWS PROVIDED  
FIX PLATE TO BOX BODY WITH  
3 No. MUSHROOM HEAD  
SCREWS PROVIDED



FLOOR BOX BODY AS INSTALLED /  
CAST IN PLACE WITH TEMPORARY  
COVER REMOVED. (NOTE: BOX  
BODY IS 33mm BELOW FINISHED  
FLOOR TO SUIT LID AND FRAME  
ASSEMBLY)

FLOOR BOX BODY EARTH TAIL  
ENSURE CONNECTION TO EARTH  
CIRCUIT TO OBTAIN CORRECT EARTHING  
AS REQUIRED FOR FLOOR BOX BODY

CUT CARPET/VINYL/FLOOR  
COVERING TO THIS EDGE

**ECD**  
ESTABLISHED 1979

**Electric Cable Duct Systems Pty. Ltd.**

Ph: 1300 123 ECD (323) Fax: (03) 9899 5042

Email: [info@ecd.net.au](mailto:info@ecd.net.au)

[www.ecd.net.au](http://www.ecd.net.au)

ABN 80005544105