

Bollard Stainless Steel**AT A GLANCE...**

- Size: 150 x 150 x 600mm high (250 x 250mm base)
- Capacity: Up to 3 No. IP66 industrial socket modules
- Features: Single lockable door
- Suitable for: External use

“Easy as ECD®”

- A neat and attractive, square (150 x 150mm) stainless steel bollard suitable for external use.
- Single access door with cam locks for security.
- Fabricated from 304 grade stainless steel, welded, dressed and polished to a No. 4 finished finish. Optional 316 grade stainless steel available for installations in harsh environments.
- Capacity for up to 3 No. IP66 industrial socket modules – power. Data can be used with optional factory fitted segregation.
- This product has been examined in accordance with AS 3000 and conforms to A.C.M.A. requirements.
- Custom configurations are available to order. Please nominate:
 - Height of bollard
 - Quantity and type of outlets
 - Grade of stainless steel
 - Optional powdercoat finish.



ESTABLISHED 1979

Electric Cable Duct Systems P/L

Phone: 1300 123 ECD (323)

Email: info@ecd.net.au

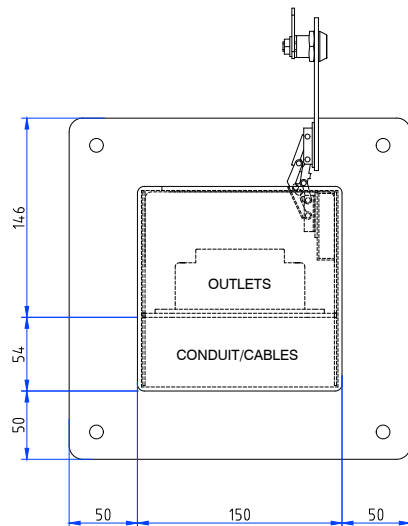
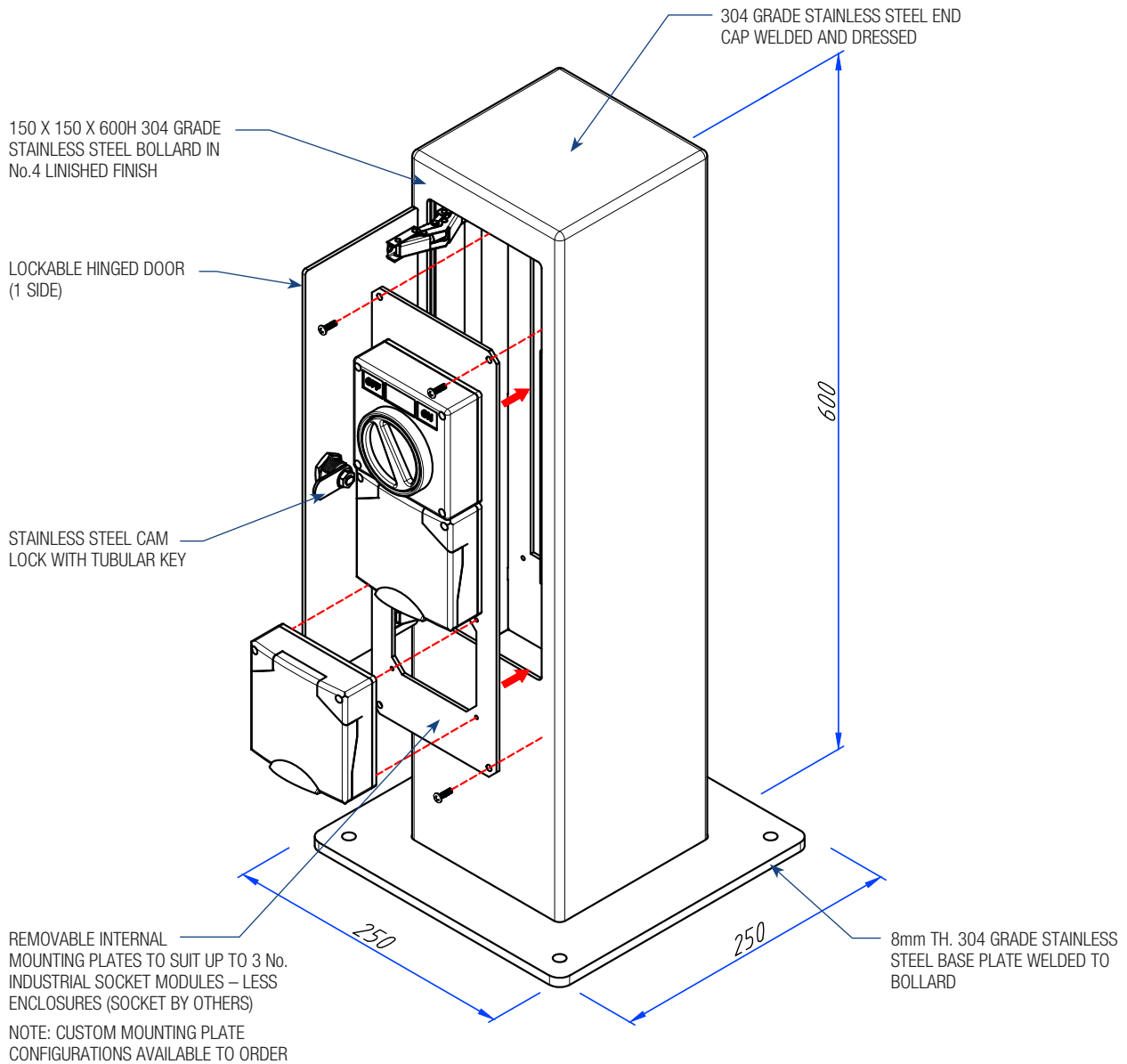
Fax: 1300 372 825

website: www.ecd.net.au

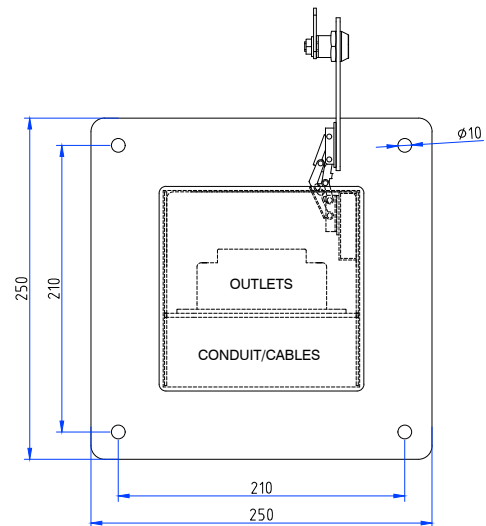
ABN 80005544105

ASSEMBLY DIAGRAM

150 X 150MM STAINLESS STEEL BOLLARD – B0150SS



CONDUIT PROVISION
PLAN VIEW



BASE MOUNTING PROVISION
PLAN VIEW