

Bollard Stainless Steel**AT A GLANCE...**

- Size: 125 x 125 x 600 mm High
(160 x 160 mm Base)
- Capacity: 2 No. IP66 industrial socket modules
- Features: Single lockable door
- Suitable for: External use



- A neat and attractive, square (125 x 125 mm) stainless steel bollard suitable for external use.
- Single access door with cam lock for security.
- Fabricated from 304 grade stainless steel, welded, dressed and polished to a No. 4 finished finish. Optional 316 grade stainless steel available for installations in harsh environments.
- Capacity for 2 No. IP66 industrial socket modules – 1 x switch power combination; 2 x auto switch power or 1 x auto switch power/data combination (with optional barrier fitted).
- This product has been examined in accordance with AS 3000 and conforms to A.C.M.A. requirements.
- Custom configurations are available to order. Please nominate:
 - Height of bollard
 - Quantity and type of outlets
 - Grade of stainless steel
 - Optional powdercoat finish.

“Easy as ECD®”



ESTABLISHED 1979

Electric Cable Duct Systems P/L

Phone: 1300 123 ECD (323)

Email: info@ecd.net.au

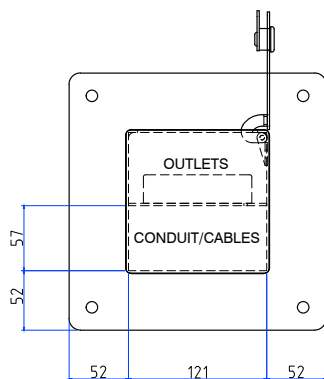
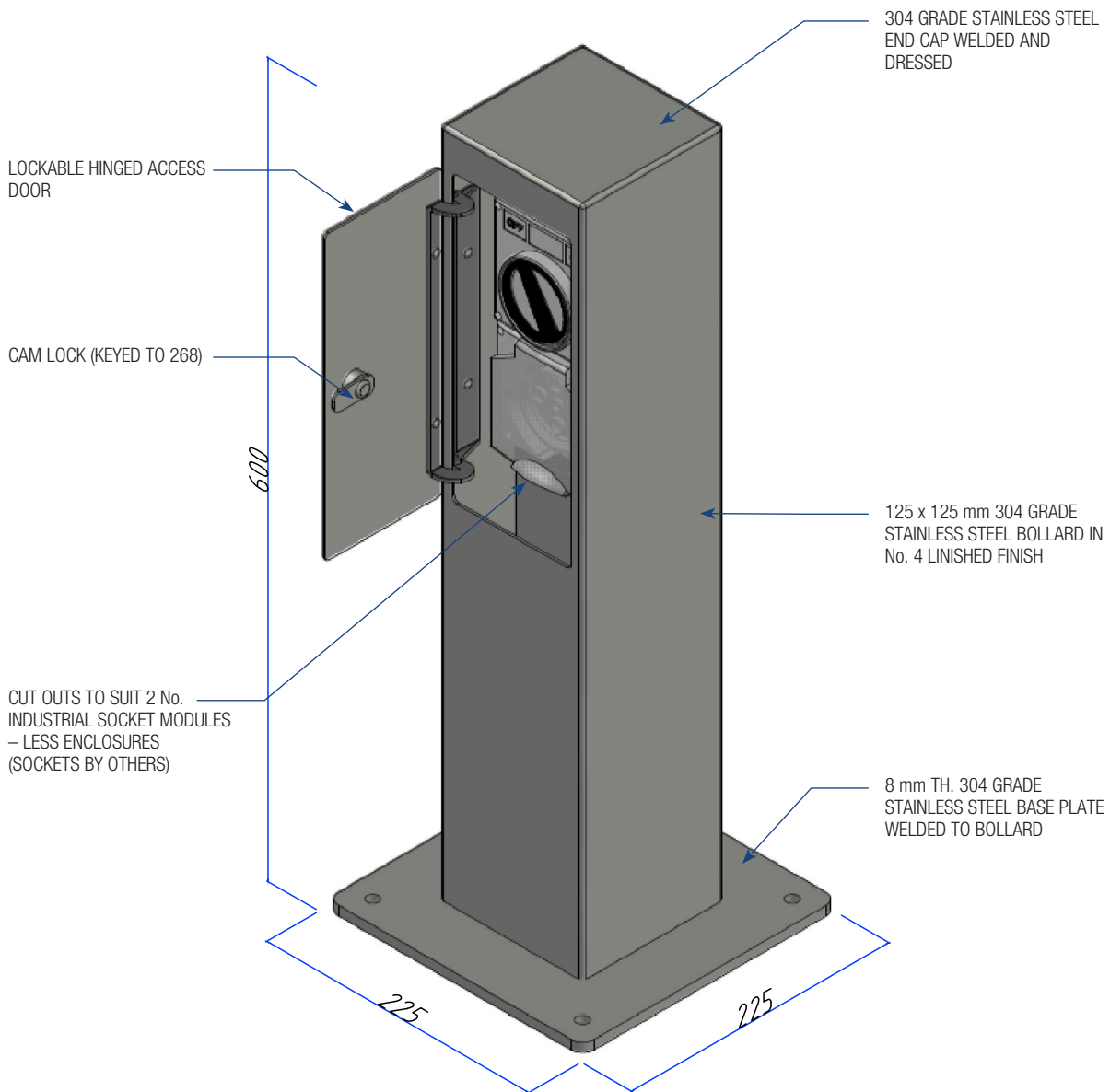
Fax: 1300 372 825

website: www.ecd.net.au

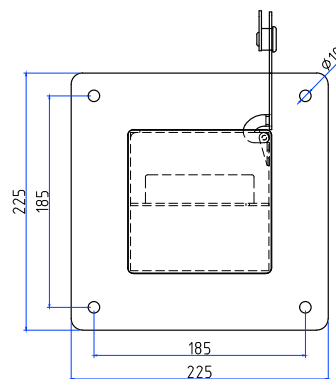
ABN 80005544105

ASSEMBLY DIAGRAM

125 X 125 MM STAINLESS STEEL BOLLARD – B0125SS



CONDUIT PROVISION
PLAN VIEW



BASE MOUNTING PROVISION
PLAN VIEW