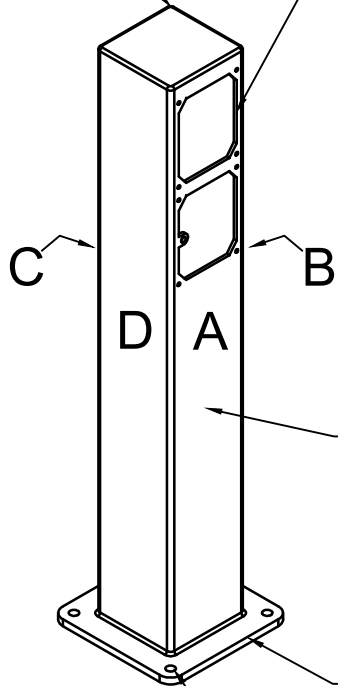
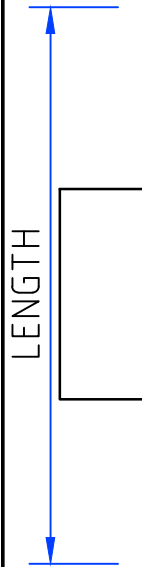
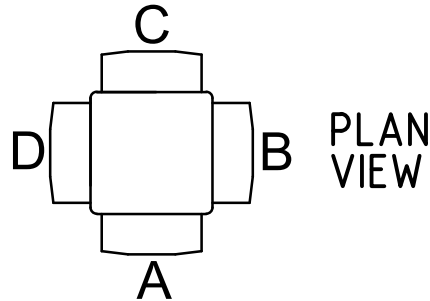


WELDED & DRESSED
TOP CAP



ISOMETRIC
VIEW

- CUTOUTS AS REQUIRED TO SUIT 56 SERIES
- 2 CUTOUTS REQUIRED FOR SWITCHED COMBINATION OUTLET
 - CUTOUTS ON ADJACENT FACES ARE STAGGERED TO OFFSET FIXING SCREWS
 - 3 PHASE OUTLETS ARE TO BE POSITIONED ON OPPOSITE SIDES ONLY WITH ADJACENT SIDES LEFT BLANK



PLAN
VIEW

- FINISH:
- GAL STEEL
 - 304 GRADE STAINLESS STEEL*
 - 316 GRADE STAINLESS STEEL*
- OTHER :
- *S/STEEL IS No. 4 LINISHED FINISH

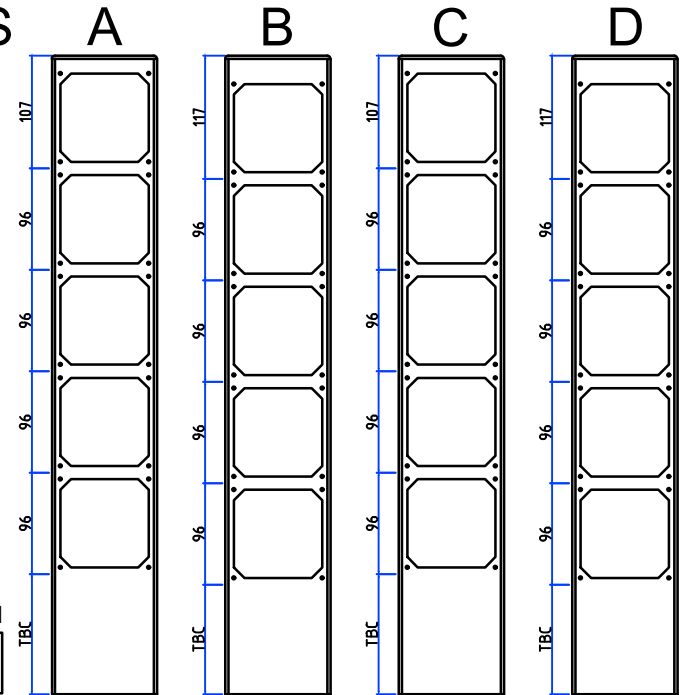
FULLY WELDED
OVERSIZE FOOTPLATE
(160 X 160 X 8MM)

10MM DIAM. FIXING HOLES

NOTE: BARRIER AS REQUIRED BASED ON POSITION OF
OUTLETS AS REQUESTED (TO BE DETERMINED BY ECD)

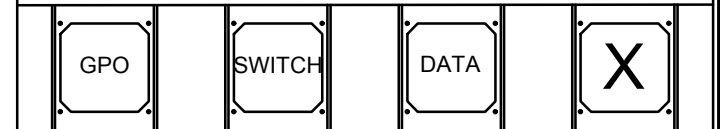
OUTLET CUTOUT POSITIONS

SIDES



DISTANCE FROM BOTTOM
OF PEDESTAL TO BOTTOM
OF FIRST
OUTLET

MARK UP AS PER BELOW TO SHOW POSITIONS FOR
GPO, SWITCH & DATA (FROM TOP OF PEDESTAL DOWN).
MARK 'X', WHERE NO CUTOUTS ARE REQUIRED.



CUSTOMER REF. No :
REQUIRED QUANTITY :
CUSTOMER APPROVAL :
DATE APPROVED :
ECD MAN. APPROVAL :
DATE APPROVED FOR MAN. :

Skirting Duct
Floor Duct
Wall Duct
Floor Boxes



Service Posts
Umbilicals
Soft Wiring
Pedestals

Electric Cable Duct Systems Pty. Ltd.
Unit 2/25-37 Chapman Street, Blackburn North. VIC. 3130
Tel: (03) 9890 6646 www.ecd.net.au

SCALE:	N.T.S.
DATE:	2.07.19
DRAWN:	W.P.
CHECKED:	

DRAWING:

BO100 BOLLARD
MADE TO ORDER TEMPLATE
BO100 100 X 100MM CUSTOM BOLLARD
AS PER SPECIFIC DETAILS PROVIDED

PROJECT:	
CAT.	BO100-SPEC
DWG. NO:	D01
REV.	-
ISSUE.	1