


## LOW PROFILE FLOOR DUCT – Carpet Ramp

### AT A GLANCE...

- Mounting: Semi concealed with carpet ramps
- Size: 133 x 18 mm (excluding ramps)
- Body: 2 division extruded aluminium
- Cover: Clip on extruded aluminium with flooring recess
- Finish: Natural anodised also available in black powdercoat

**“Easy as ECD®”**

- Fully accessible floor duct system suitable for commercial, education and retail applications where chasing of trenches in the concrete floor is not possible or is cost prohibitive.
- Used for reticulation of cables/services to isolated locations within a room/space.
- Suited to flexible floor finishes like carpet.
- Extruded aluminium duct body with clip on duct cover for easy cable access.
- Segregated to suit multiple services including power, data, comms, with offset barrier for greater data/comms capacity.
- Extruded aluminium duct covers are suitable for foot traffic.
- Flooring recess in lid for concealed installation, while still being able to identify duct position for easy access. Cover and recessed flooring are removed together.
- Carpet ramps on each side of the duct can be covered with floor finish (eg- carpet) for a neat & concealed installation.
- Carpet ramp dimensions comply with AS/NZS1428.1 clause 10.5 Threshold Ramps to provide ease of accessibility (wheelchairs, etc.).
- 90 degree bend kits available in left and right hand configurations to assist with easy on site installation.
- Wall and skirting kits available for easy transition of cables into the duct body.
- Compatible with a range of ECD standard surface mount floor boxes and Umbilicals.
- This product has been examined in accordance with AS3000 and A.C.M.A. requirements.



ESTABLISHED 1979

**Electric Cable Duct Systems P/L**

Phone: 1300 123 ECD (323)

Email: [info@ecd.net.au](mailto:info@ecd.net.au)

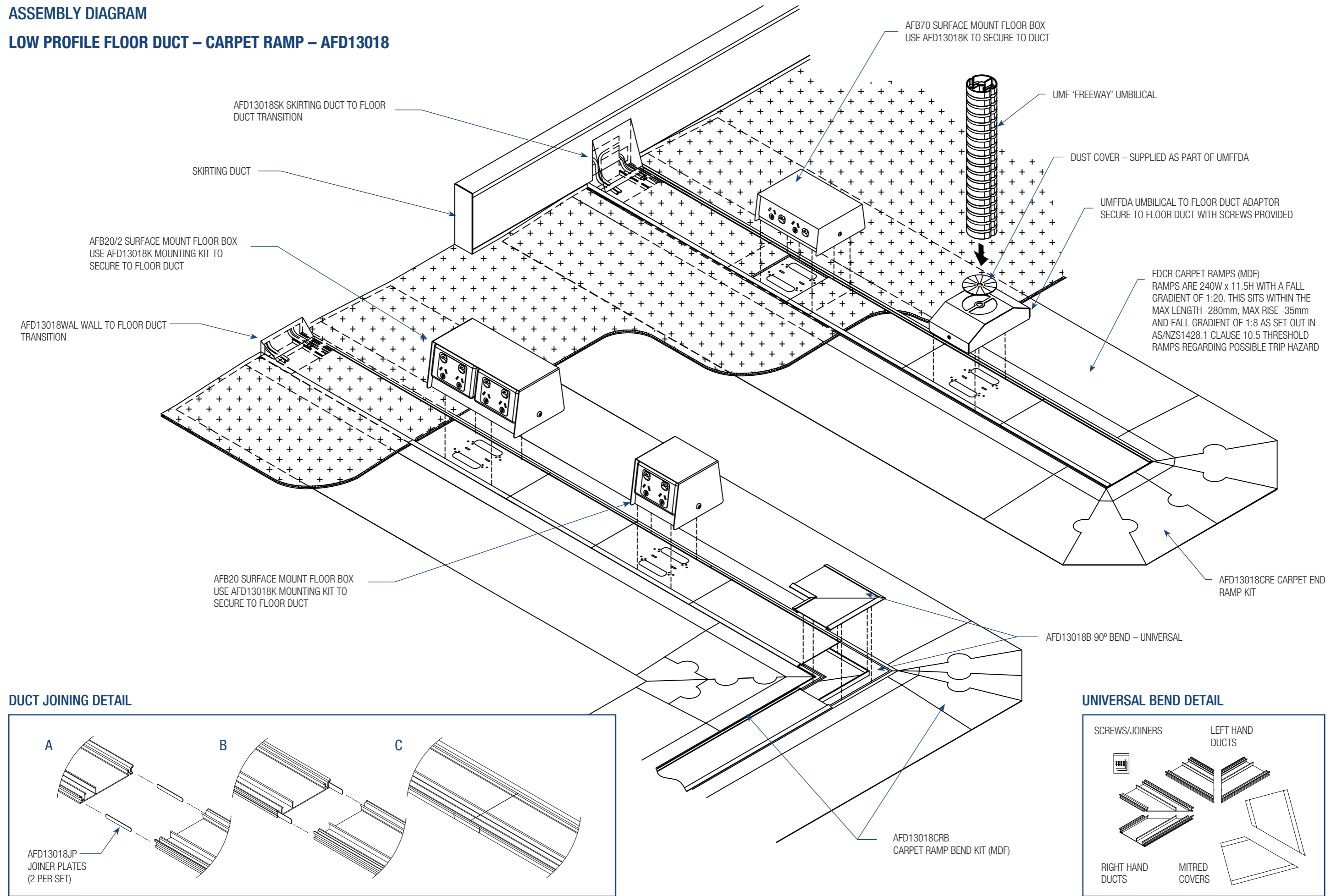
Fax: 1300 372 825

website: [www.ecd.net.au](http://www.ecd.net.au)

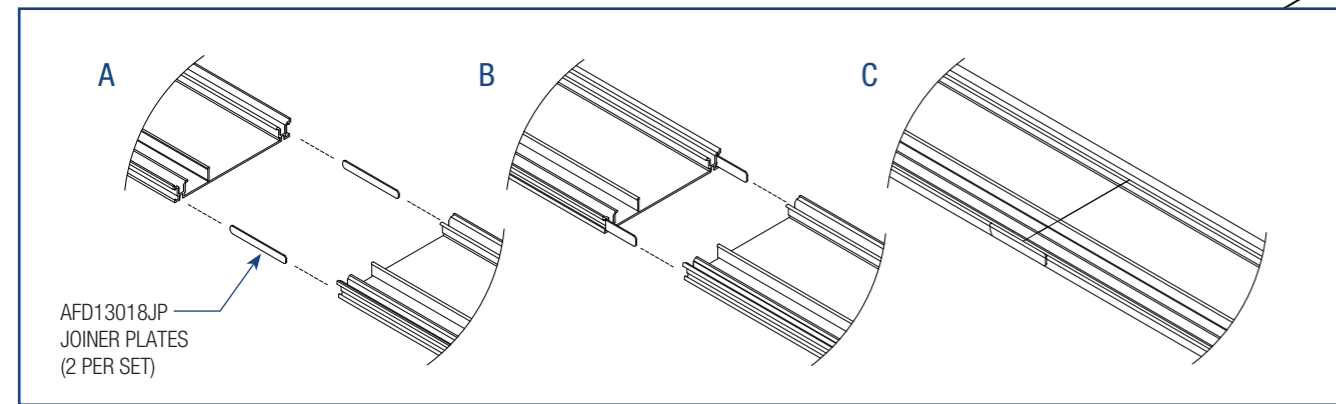
ABN 80005544105

# ASSEMBLY DIAGRAM

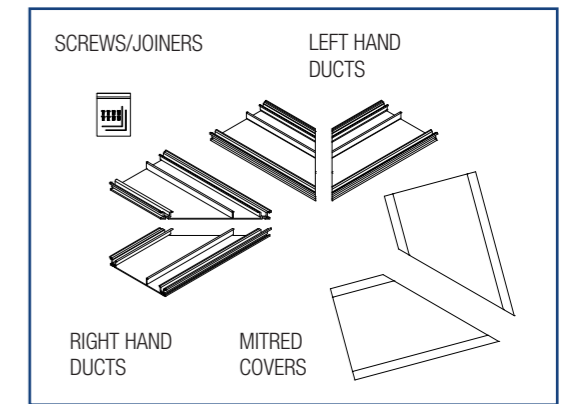
## LOW PROFILE FLOOR DUCT – CARPET RAMP – AFD13018



### DUCT JOINING DETAIL

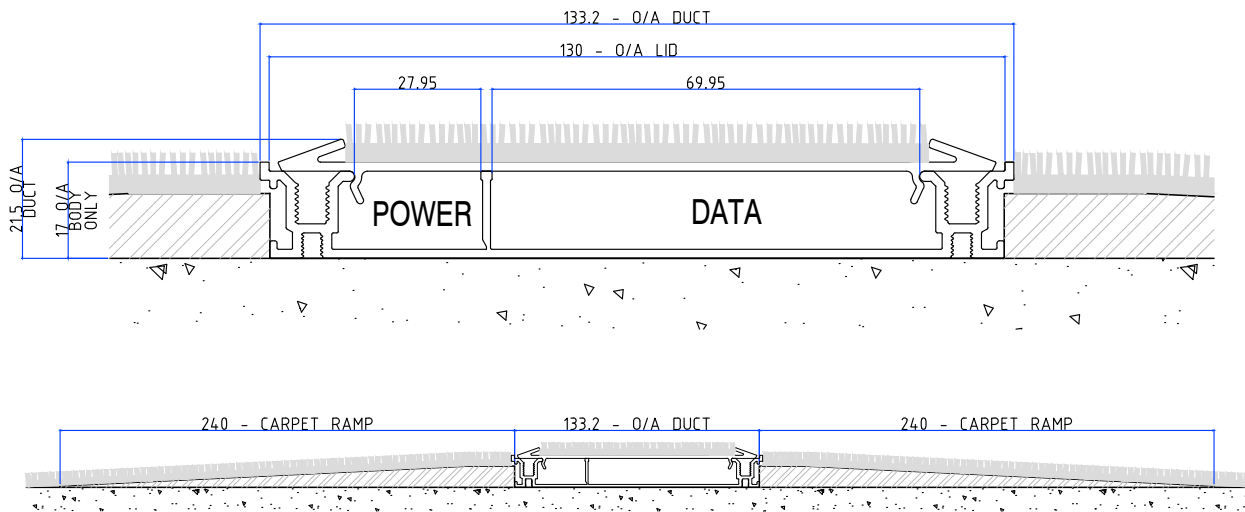


### UNIVERSAL BEND DETAIL



## SECTION VIEW

### LOW PROFILE FLOOR DUCT – CARPET RAMP – AFD13018



### CABLE CAPACITY CHART (ALLOWS FOR 60% AIR SPACE)

POWER CABLES		DATA CABLES		
2.5 mm <sup>2</sup>	4.0 mm <sup>2</sup>	Cat. 5E	Cat. 6	Cat. 6A
2	1	22	13	8

### POINT LOAD TABLE

POINT LOAD SIZE	LOAD TYPE	MAX. LOAD	LOAD CONTACT POINTS
10 x 10 mm	Stiletto heeled shoe	41 kg	2 per shoe ( x number of legs)
25 x 25 mm	Chair leg	50 kg	Typically 4 – adjust as required
50 x 50 mm	Castor/wheel	60 kg	Typically 4 – adjust as required

Note: Max load should be multiplied by load contact points per total load.

eg. – chair leg max load 50kg x 4 contact points = 200kg total load

– stiletto heel max load 41kg x 2 contact points = 82kg per foot/leg ( x 2 legs = 164kg total load)

### PARTS LIST

DESCRIPTION	PART NO.
Floor duct 130 x 18mm (suits Carpet Ramps) c/w- N/Anod. Clip on covers – 3mt lengths	AFD13018DNA*
Carpet Ramps – 1.2mt lengths (5 required per 3mt length of duct)	FDCR
Carpet End Ramp kit (1 required at the end of a duct run)	AFD13018CRE
Stop End – Natural Anodised	AFD13018SE**
Bend – 90 degree (universal left or right hand kit) - required with AFD13018CRB	AFD13018B**
Bend – 90 degree (mitred carpet ramp kit) - required with AFD13018B	AFD13018CRB
Fixing Kit - fixings, drill bit, glue, double sided tape (recommend 1 per 3mt duct/ ramps)	CRFX
Skirting Duct to Floor Duct Transition – Natural Anodised (110mm high)	AFD13018SK
Wall to Floor Duct Transition – Natural Anodised (30mm high)	AFD13018WAL
Umbilical Adaptor Box (excludes Umbilical) – Stainless Steel	UMFFDA**
Above Floor box Mounting Kit (suits AFB20, AFB20/2, AFB70, AFB35) – Natural Anodised	AFD13018K***

Also available in Black \*replace 'NA' with 'BK' \*\*add 'BK' \*\*\*add 'NA' for Natural Anodised or 'BK' for Black