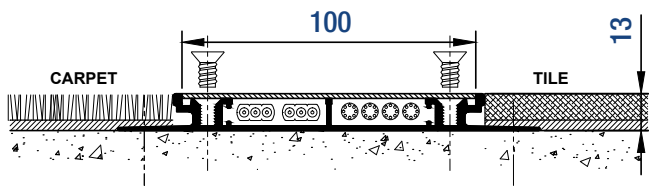


Flush Floor Duct – Low Profile

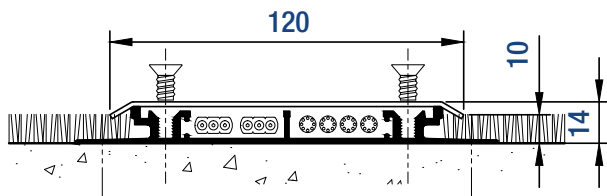
At a glance...

- Size: 100 x 12mm
- Body: Extruded aluminium
- Cover: Brushed Stainless Steel


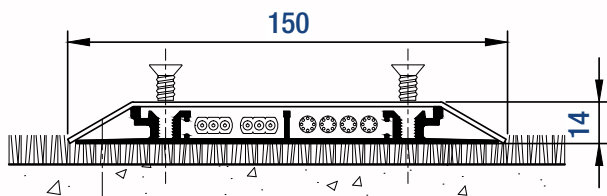
FULLY RECESSED – FFD10012FR



SEMI RECESSED – FFD10012SR



SURFACE MOUNTED – FFD10012SM



- Fully accessible system suitable for commercial and retail applications where chasing of trenches in the floor is not possible.
- Ideal for most tiled floors, floating floors & carpet.
- Can be laid with 8 to 10mm thick masonry tiles.
- Choice of covers: SR Semi-Recessed, SM Surface Mount or FR Fully Recessed.
- Extruded Aluminium duct body with edge trims.
- Removable screw fixed Brushed Stainless Steel covers.
- Covers are pre-punched and countersunk.
- Joining brackets provide facility for alignment of duct during installation.
- Can be glued, screw fixed or secured as part of the masonry tile installation.
- This product has been examined in accordance with AS 3000 and A.C.M.A. requirements.
- Contact ECD to discuss the suitability of this product to your project requirements.

“Easy as ECD”

ECD

ESTABLISHED 1979

Electric Cable Duct Systems P/L

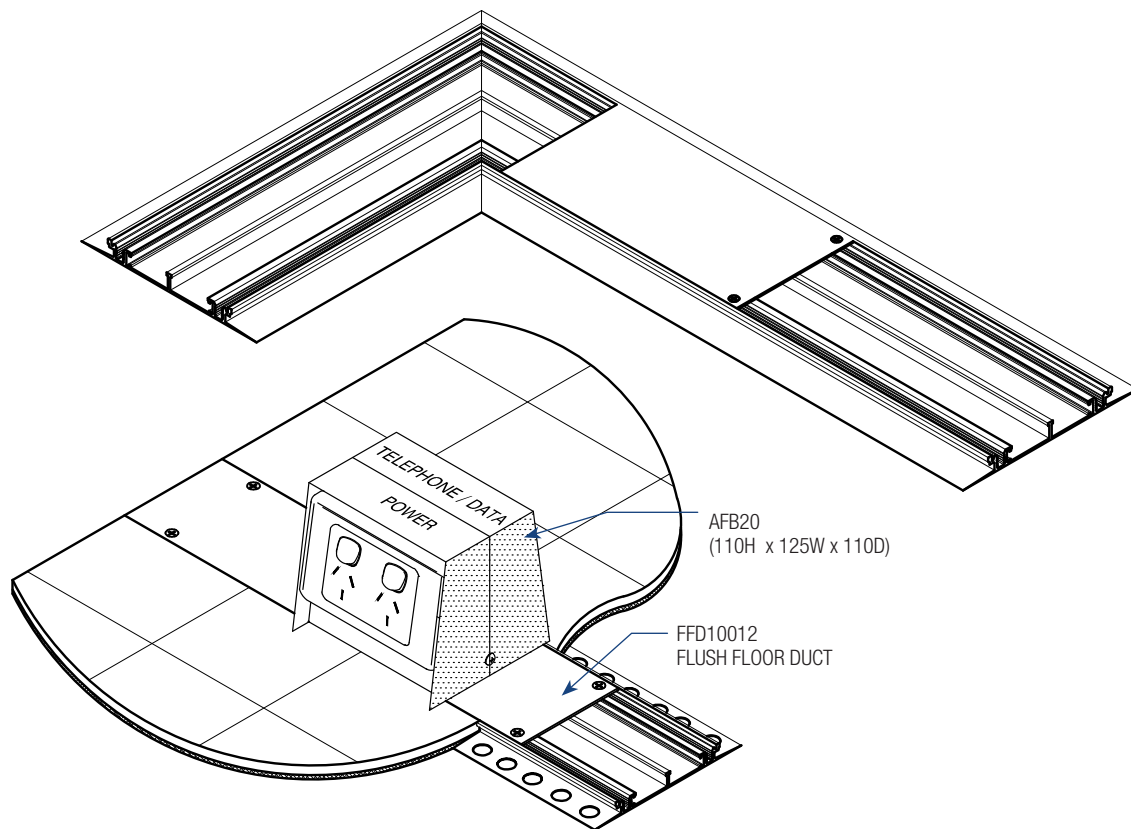
Phone: 1300 123 ECD (323)

Email: info@ecd.net.au

Fax: 1300 372 825

website: www.ecd.net.au

ABN 80005544105



SUGGESTED SPECIFICATION

- The contractor shall allow to supply and install Electric Cable Duct Systems P/L Cat No. FFD10012 (see front page), Flush Floor Duct System, generally in accordance with the manufacturers technical publication and as identified on the plans and specifications of the project.
- The body Extruded Aluminium with removable pre-punched and countersunk, Stainless steel covers.
- The system shall be a complete and workable system including stop ends, access inspection ports, and floor outlet boxes.
- Contact ECD to discuss the suitability of this product to your project requirements.

PARTS LIST

DESCRIPTION	PART NO.
Duct body – 3.0m lengths Includes Stainless steel covers 1.2m lengths	FFD10012D*
Duct cover – 1.2m lengths	FFD10012C*
Bend 90 degrees	FFD10012B*
Access inspection ports	FFD10012IP*
Stop End	FFD10012SE*
Above Floor Box Mounting Kit (to suit AFB20 & AFB70)	FFD10012AP20*
Above Floor Box Mounting Kit (to suit AFB20/2)	FFD10012AP20/2*
Above Floor Box (Low)	AFB70*
Above Floor Box (High)	AFB20*

* Duct cover and accessories available in (FR) Full Recessed (1.2m lengths), (SR) Semi Recessed (1.2m lengths) and (SM) Surface Mounted (1.2m lengths)

CABLE CAPACITY CHART (ALLOWS FOR 60% AIR SPACE)

POWER CABLES		DATA CABLES		
2.5 mm ²	4.0 mm ²	Cat. 5E	Cat. 6	Cat. 6A
2	2	6	4	3